

Certificate of Analysis

Company: Cavelion LC

Sample ID: B Gorilla

Lot: HL5

Report Date: 1/8/2024

Matrix: Flower

Date Analyzed: 1/4/2024

Customer ID: 221021-3

Date Sampled: N/A

Analyst: 045

Grower License #: SCLT0073

Date Received: 12/19/2023

Report ID: C231219AN

Cannabinoid Summary

Cannabinoid Profile	LOQ (mg/g)	Concentration (mg/g)	Weight (%)
CBDVA	0.0005	<LOQ	<LOQ
CBDV	0.0012	<LOQ	<LOQ
CBDA	0.0008	0.89	0.09
CBGA	0.0008	29.57	2.96
CBG	0.0019	0.75	0.07
CBD	0.0019	<LOQ	<LOQ
THCV	0.0021	<LOQ	<LOQ
CBN	0.0013	<LOQ	<LOQ
Δ9-THC	0.0020	6.80	0.68
Δ8-THC	0.0019	<LOQ	<LOQ
THC-A	0.0034	212.14	21.21
CBC	0.0024	<LOQ	<LOQ
Total THC		192.85	19.29
Total CBD		0.78	0.08
Total Cannabinoids		250.14	25.01

19.29%

Total THC

0.08%

Total CBD

25.01%

Total Cannabinoids

0.68%


Δ9-THC

11.70%

Percent Moisture

1 : 0

THC : CBD Ratio



Cannabinoids Methodology: High Performance Liquid Chromatography (HPLC) using PerkinElmer FLEXAR™ with Photo Diode Array Detector (PDA)

Total CBD and total THC are calculated values, to account for assumed decarboxylation from the acid form (THCA or CBDA) to the neutral form, causing weight loss of the acid group. These values are calculated as follows:
 Total THC = (THCA x 0.877) + Δ9-THC Total CBD = (CBDA x 0.877) + CBD
 Ratio of Total CBD: Total THC Reagent Blanks: < LOQs for all analytes

LOQ = The lowest quantity that this method can reliably detect. Any cannabinoid that was not detected is assumed to be less than the stated LOQ (<LOQ).

All results reflect dry weight of material, based on % moisture of the sample.

Measurement of Uncertainty (MU): the parameter, associated with the result of a measurement, that characterizes the dispersion of the values that could reasonably be attributed to the particular quantity subject to measurement.
 Δ9-THC MU = ±0.005% Total THC MU = ±0.007%

All other cannabinoid MU values are available upon request.

All moisture analysis is determined by loss-on-drying measurement using OHAUS Model MB90 Moisture Content Readers.

This report shall not be reproduced except in full without approval of the laboratory. This is to provide assurance that parts of a report are not taken out of context. Results apply to the samples as received.

Certified by: *Luke E.M*
 Luke Emerson Mason (Laboratory Director, Bia Diagnostics)

Certificate of Analysis

Company: Cavelion LC

Sample ID: B Gorilla

Report Date: 1/8/2024

Lot: HL5

Date Analyzed: 12/27/2023

Matrix: Flower

Analyst: 048

Customer ID: 221021-3

Date Sampled: N/A


Report ID: C231219AN

Grower License #: SCLT0073

Date Received: 12/19/2023

Water Activity Summary

Test	Method	Result
Water Activity	ASTM D8196: Determination of Water Activity in Cannabis Flower	0.4681



Test Methodology: Aqualab TDL 2 water activity meter with tunable diode laser

This report shall not be reproduced except in full without approval of the laboratory. This is to provide assurance that parts of a report are not taken out of context. Results apply to the samples as received.

Certified by: *Luke E.M.*
Luke Emerson Mason (Laboratory Director, Bia Diagnostics)

Certificate of Analysis

Company: Cavelion LC

Sample ID: B Gorilla

Lot: HL5

Matrix: Flower

Date Sampled: N/A

Date Received: 12/19/2023

Report Date: 1/8/2024

Date Analyzed: 1/4/2024

Analyst: 018


Report ID: C231219AN

Customer ID: 221021-3

Grower License #: SCLT0073

Pathogen Summary

Target Pathogens	Method	LOD (cfu/g)	Result (cfu/g)
Aspergillus - flavus, fumigatus, niger, terreus	Aspergillus AOAC PTM No. 032104	5	<LOD
STEC	STEC Virx AOAC PTM No. 121203	5	<LOD
Salmonella spp.	Salmonella II AOAC PTM No. 010803	5	<LOD



Test Methodology: Bio-Rad IQ-Check PCR Kits

cfu/g = colony forming units per gram

LOD = The lowest quantity that this method can reliably detect. Any microbial growth that was not detected is assumed to be less than the stated LOD (<LOD).

Reagent Blanks: <LOD for all analytes

This report shall not be reproduced except in full without approval of the laboratory. This is to provide assurance that parts of a report are not taken out of context. Results apply to the samples as received.

Certified by: *Luke E. M.*
 Luke Emerson Mason (Laboratory Director, Bia Diagnostics)

Certificate of Analysis

Company: Cavellion LC

Sample ID: HL5

Lot: HL5

Report Date: 1/5/2024

Matrix: Flower

Date Analyzed: 12/29/2023

Customer ID: 221021-3

Date Sampled: N/A

Analyst: 045

Grower License #: SCLT0073

Date Received: 12/19/2023

Report ID: C231219AO

Pesticides/Mycotoxins Summary

Category II Residual Pesticide	LOQ (ppm)	Concentration (ppm)
Abamectin	0.0100	<LOQ
Acephate	0.0010	<LOQ
Acequinocyl	0.0010	<LOQ
Azoxystrobin	0.0010	<LOQ
Bifenazate	0.0010	<LOQ
Bifenthrin	0.0010	<LOQ
Carbaryl	0.0010	<LOQ
Cypermethrin	0.0100	<LOQ
Etoazole	0.0010	<LOQ
Imidacloprid	0.0010	<LOQ
Myclobutanil	0.0010	<LOQ
Pyrethrin I	0.0010	<LOQ
Pyrethrin II	0.0010	<LOQ
Spinosyn A	0.0010	<LOQ
Spinosyn D	0.0010	<LOQ

Category II Mycotoxin	LOQ (ppm)	Concentration (ppm)
Ochratoxin A	0.0020	NOT TESTED
Aflatoxin B1	0.0002	NOT TESTED
Alfatoxin B2	0.0010	NOT TESTED
Alfatoxin G1	0.0002	NOT TESTED
Alfatoxin G2	0.0010	NOT TESTED

Category I Residual Pesticide	LOQ (ppm)	Concentration (ppm)
Chlorpyrifos	0.0010	<LOQ
Imazalil	0.0010	<LOQ

N/A
Percent Moisture



LOQ = The lowest quantity this method can reliably detect. Any pesticide or mycotoxins that was not detected is assumed to be less than the stated LOQ (<LOQ).

All results reflect dry weight of material, based on % moisture of the sample.

ppb = parts per billion

Pesticides/Mycotoxin Methodology: Liquid Chromatography with Tandem Mass Spectrometry using PerkinElme QSight® LX50 UHPLC and QSight 220 Mass Spectrometer

All moisture analysis is determined by loss-on-drying measurement using OHAUS Model MB90 Moisture Content Readers.

Certified by: Luke E. M.
 Luke Emerson Mason (Laboratory Director, Bia Diagnostics)

This report shall not be reproduced except in full without approval of the laboratory. This is to provide assurance that parts of a report are not taken out of context.

Results apply to the samples as received.